UniCord

User Manual V1.0

01/Product description



【Product overview】

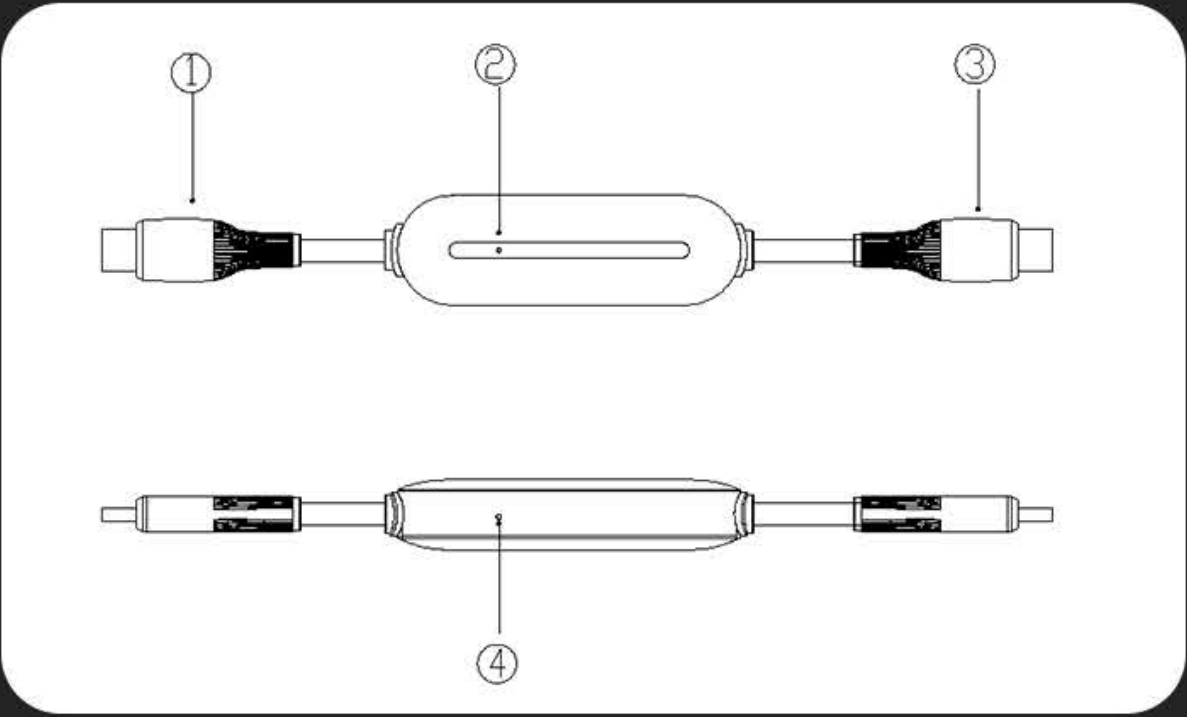

1. Type-C connector
2. Wi-Fi LED Indicator
3. Type-C connector
4. Reset button

【LED Indicator status】

LED Indicator Type	Status	Remarks
Wi-Fi Indicator	On	Networking successful
	Flashing	No network

02 /Method of Application

How To Use GlocalMe Cloud SIM Service?

1. Download GlocalMe APP

- Download and install GlocalMe app on your mobile phone



2. Create a GlocalMe Account (In App)

- Click【Login】-【Register】
- Follow the steps to register an account(You can register using an email or mobile number)

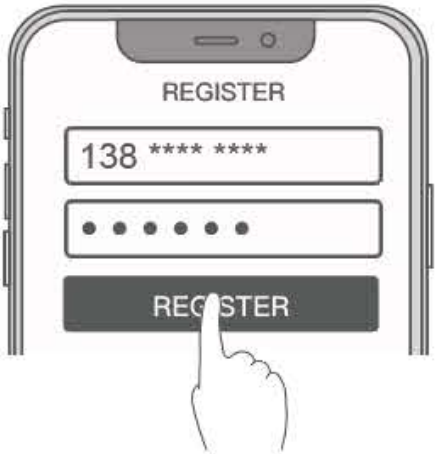

3. Link Device with GlocalMe App

- Open GlocalMe App and click【My Device】-【Link Device】
- Scan the device QR-code



Note: The information in the user manual is based on the actual software

4. Purchase In-App GlocalMe Data Plans

- Choose the data plans that suit your needs, Restart the device after purchasing flow package.

(Skip this step if you have already ordered a data plan with the purchase of your device)

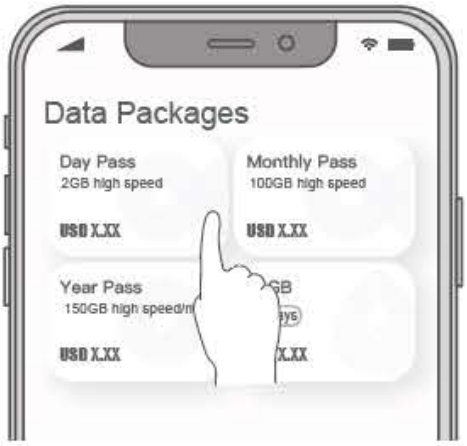

5. Turn on the device and wait for the Wi-Fi indicator to stay on.

- Method 1: Connect to a USB power source using any Type-C interface.

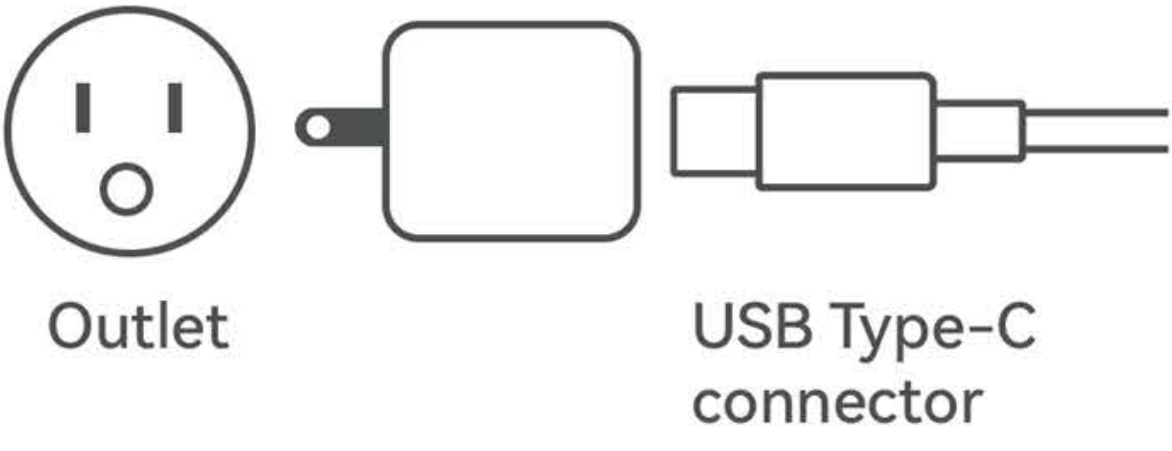

- Method 2: Connect to an electronic device that supports reverse charging, such as a mobile phone, tablet, or laptop, using any Type-C interface.

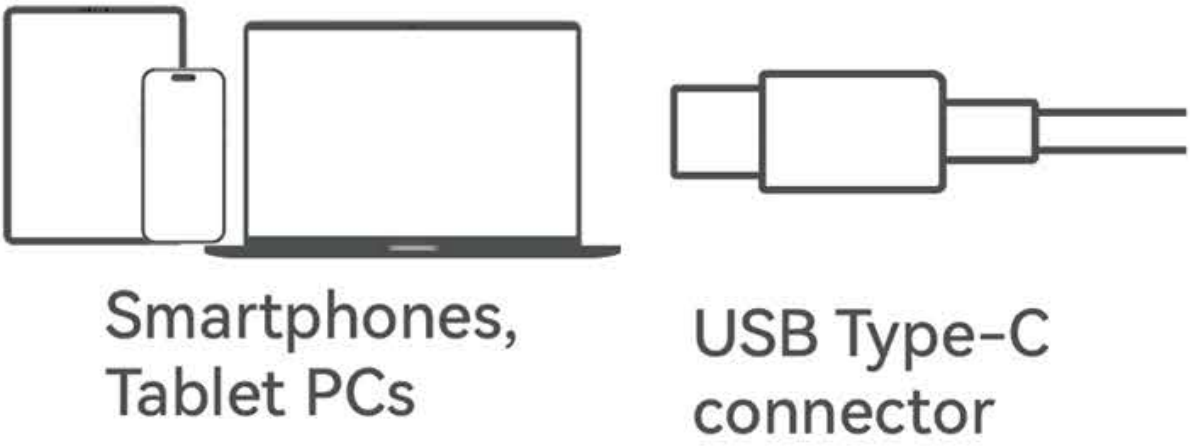

6. Connect To Wi-Fi

- Find the WiFi name and password on your device
- Open mobile wireless network search and connect to GlocalMe WiFi

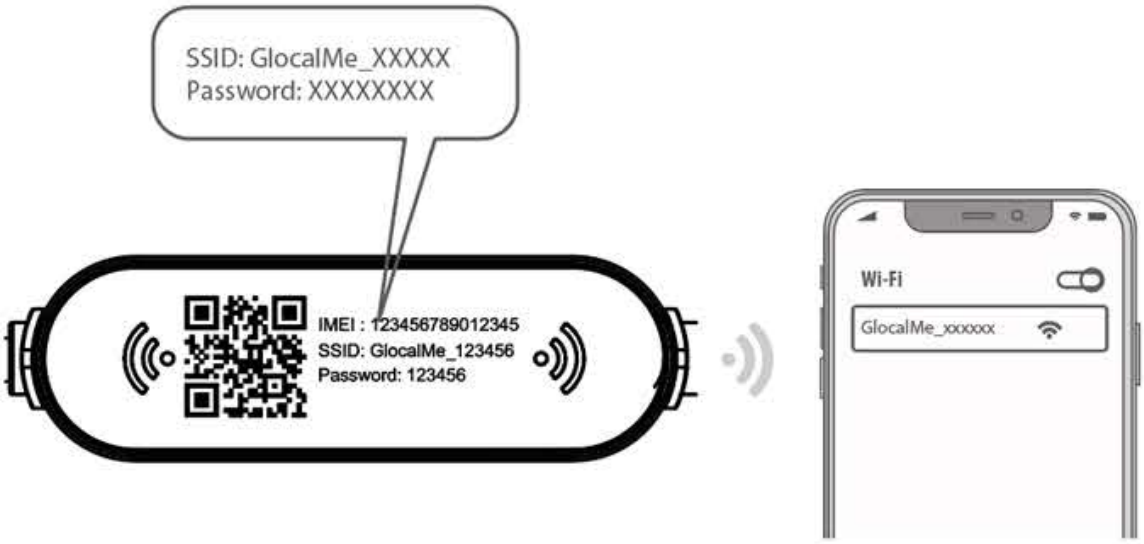

03 /Charging Instructions

The USB-C port can charge various devices, including cameras, mobile phones, tablets, game consoles, headphones, and power banks.

Cameras Smartphones Tablets Portable Game Console Headsets Power banks

Charger Interface Rated	Voltage	Max Power
USB-C	≤20V	65W

Support Charging protocol：PD3.0,PD2.0,QC4.0+,BC1.2

04 /Technical Specification

Product Model： GLMX23A01 Brand：GlocalMe

packing list: Device*1, User Manual *1, Type-C to Type-A adapter

Size：Line length：1m

Wi-Fi part：66*21*13.5 mm 66*21*13.5mm

Power input: ≤20V

Maximum Power：65W

FDD-LTE：B1/2/3/5/8/12/13/17/18/19/20/25/26/28

TDD-LTE：B38/B41

Wi-Fi: 2.4GHz 802.11b/g/n

Maximum wireless connections： 2

05 /Q&A

1.Q: What if the Wi-Fi indicator is flashing?

A: If it flashes for more than 5 minutes, connect the APP to check the status and follow the instructions.

2.Q: What if the Wi-Fi indicator is not on?

A: Check if the USB power connection is secure and if it is properly powered.

3.Q: How to reset the device?

A: Press and hold the reset button for 5 seconds to reset the device.

4.Q: What is the coverage of GlocalMe global mobile network services?

A: GlocalMe's portable Wi-Fi products cover over 200 countries and regions. Check the specific coverage on our website at GlocalMe https://www.glocalme.com/

5.Q: How to confirm if the destination supports GlocalMe network services?

A: Check the package availability in the App store for the destination. If not available, the service may not be supported. Contact online customer service for inquiries.

6.Q: Why can't I activate a new package?

A: 1.Ensure the package covers the country or region, e.g., a US package cannot be used in Canada.

2.Try restarting the device and wait 1-3 minutes before attempting to connect to the Wi-Fi to activate the package.

7.Q: Why does the network disconnect when the charging device is unplugged?

A: Reinitialization is required. Wait for the Wi-Fi light to stay on before reconnecting.

For more information, please visit GlocalMe Manuals glocalme.com/manuals. This manual is for reference only; the actual product prevails. Information may be modified without notice due to software updates.

06 / Attention

RF exposure statement RF exposure information: The Maximum Permissible Exposure (MPE) level has been calculated based on a distance of 20 cm between the device and the human body. To maintain compliance with RF exposure requirement, use product that maintain a 20cm distance between the device and human body. The device is restricted to indoor use when operated in the European Community using frequency 5150MHz-5250MHz to reduce the potential for interference. The full text of the EU declaration of conformity is available at the following internet address: www.glocalme.com

EU Regulatory conformance

Hereby, UCLOUDLINK (SINGAPORE) PTE.LTD declares that the radio equipment type GLMX23A01 is in compliance with Directive 2014/53/EU and this product is allowed to be used in all EU member states.

FCC Regulatory conformance

This equipment complies with FCC radiation exposure limits set forth for an uncontrolled environment. This equipment should be installed and operated with minimum distance of 20 cm between the radiator and your body. This transmitter must not be co-located or operating in conjunction with any other antenna or transmitter.

This device complies with part 15 of the FCC Rules. Operation is subject to the following two conditions: (1) This device may not cause harmful interference, and (2) this device must accept any interference received, including interference that may cause. Undesired operation. Any Changes or modifications not expressly approved by the party responsible for compliance could void the user's authority to operate the equipment.

Note: This equipment has been tested and complies with the limits for a Class B digital device, pursuant to part 15 of the FCC Rules. These limits are designed to provide reasonable protection against harmful interference in a residential installation.

This equipment generates uses and can radiate radio frequency energy and, if not installed and used in accordance with the instructions, may cause harmful interference to radio communications. However, there is no guarantee that interference will not occur during installation. If the device does cause harmful interference to radio or television reception, which can be determined by turning the equipment off and on, the user is suggested to try to correct the interference by the following measures: --Reorient or relocate the receiving antenna. --Increase the distance between the equipment and receiver. --Connect the equipment to an outlet on a diferent circuit to the receiver. --Consult the manufacturer or an experienced radio/TV technician for help.



Information on the disposal and recycling of the device This symbol (with or without a solid bar) on the device, batteries (if included), and/or the packaging, indicates that the device and its electrical accessories (for example, a headset, adapter, or cable) and batteries should not be disposed of as household garbage. These items should not be disposed of as unsorted municipal waste and should be taken to a certified collection point for recycling or proper disposal. For detailed information about device or battery recycling, contact your local city office, household waste disposal service, or retail store. Disposal of the device and batteries (if included) is subject to WEEE. Directive Recast (Directive 2012/19/EU) and Battery Directive (Directive 2006/66/EC). The purpose of separating WEEE and batteries from other waste is to minimize the potential environmental impacts and human health risk of any hazardous substances that may be present. Do not disassemble or modify, do not short-circuit, do not dispose in fire, do not expose to high temperature, be disable after soaking. Do not squeeze or bump the battery. Do not continue to use if serious.

EC REP

Ocean Trading GmbH
Anhalter Str.10, 10963, Berlin, Germany
Tel/Mobile:0049-30/25758899
ear@oceantrading.de

UK REP

UKRP：OCEAN SUPPORT LTD
Amber, Office 119, Luminous House 300
South Row, Milton keynes, MK9 2FR
Tel/Mobile:+447539916864
E-mail:Info@topouxun.com

For more information, please download the complete guide on glocalme.com/manuals. This manual is for reference only, the actual product shall prevail. The information is subject to change without notice.

深圳市优克联新技术有限公司

官网：www.glocalme.com

客服热线：+852-8191-2660(HK) / +86 400-699-1314（数字键1转售前服务， 数字键3转售后服务）

邮件：service@ucloudlink.com 技术与售后问题, 请邮件联系我们

地址：中国深圳市南山区学府路深圳软件产业基地1栋A座3层

Hong Kong uCloudlink Network Technology Limited

E-mail : service@ucloudlink.com Hotline : +852 8191 2660

Address : Suit 603, 6/F, Laws Commercial Plaza 788 Cheung Sha Wan Road, Kowloon, Hong Kong

香港uCloudlinkネットワーク技術有限公司

メールアドレス：service@ucloudlink.com 電話番号：+852 8191 2660

技術及びアフターサービス問題について、メールでこちらにご連絡ください。

アドレス：Suit 603, 6/F, Laws Commercial Plaza 788 Cheung Sha Wan Road, Kowloon, Hong Kong

GlocalMe GlocalMe @GlocalMeMoments @GlocalMeMoments

uCloudlink

This product and related system are protected by one or more of uCloudlink's patents
details please refer to https://www.ucloudlink.com/patents

Copyright © 2021 uCloudlink All Rights Reserved